

My Visual Checklist for Discovery Place Science



1. Before your visit, print out the checklist and the picture cards on the next pages to help you with planning your trip to Discovery Place Science.
2. When you have decided which exhibitions you would like to visit, cut out the picture cards on the dashed lines and attach them to your checklist.
3. You can use the blank picture cards to write in other activities you would like to complete or need to do, such as watching a science show at The Stage, participating in a program, taking a movement break or eating a snack.
4. Print out and bring empty picture cards so that you can add other tasks/activities and other exhibitions that you may want to see or do while at the Museum.
5. Bring your completed checklist with you during your visit.
6. When you have completed an activity on your checklist, you can check it off in the “All done” column.
7. Have fun!

This resource was developed by Discovery Place Museums in collaboration with Virginia Commonwealth University's Department of Occupational Therapy, and created by Marina Nguyen with support from Lauren Andelin, OTD, OTR/L, BCP.



attach pictures or write steps here

This is what I will see and do at Discovery Place Science:	DONE	This is what I will see and do at Discovery Place Science:	DONE

This resource was developed by Discovery Place Museums in collaboration with Virginia Commonwealth University's Department of Occupational Therapy, and created by Marina Nguyen with support from Lauren Andelin, OTD, OTR/L, BCP.

attach pictures or write steps here

This is what I will see and do at Discovery Place Science:	DONE	This is what I will see and do at Discovery Place Science:	DONE


This resource was developed by Discovery Place Museums in collaboration with Virginia Commonwealth University's Department of Occupational Therapy, and created by Marina Nguyen with support from Lauren Andelin, OTD, OTR/L, BCP.

KID SCIENCE EXHIBITION for guests ages 7 and under

Activity Tables




Air



Build



Color and Light



Motion




Sound



NanoZone



Imaginative Play



Water Table



LEVEL 1 PERMANENT EXHIBITIONS for guests of all ages

Fantastic Frogs



Explore More Collections



Explore More Life



World Alive: Globe



World Alive: Aquarium



World Alive: Lower Rainforest



This resource was developed by Discovery Place Museums in collaboration with Virginia Commonwealth University's Department of Occupational Therapy, and created by Marina Nguyen with support from Lauren Andelin, OTD, OTR/L, BCP.



DISCOVERY PLACE SCIENCE **VISUAL CHECKLIST**

LEVEL 2 & 3 PERMANENT EXHIBITIONS for guests of all ages

<p>Cool Stuff</p> 	<p>Project Build</p> 	<p>Being Me</p> 
<p>World Alive: Upper Rainforest</p> 		<p>Think It Up</p> 

OTHER ACTIVITIES

<p>Bean Sprouts Café</p> 	<p>I need to use the restroom</p> 	<p>I need help</p> 
<p>I would like to drink some water</p> 	<p>I need to sit down</p> 	<p>I need a break</p> 
<p>I need a quiet space</p> 	<p>I'm ready to go home</p> 	<p>I need:</p> <hr/>

This resource was developed by Discovery Place Museums in collaboration with Virginia Commonwealth University's Department of Occupational Therapy, and created by Marina Nguyen with support from Lauren Andelin, OTD, OTR/L, BCP.



EXTRA CARDS

This resource was developed by Discovery Place Museums in collaboration with Virginia Commonwealth University's Department of Occupational Therapy, and created by Marina Nguyen with support from Lauren Andelin, OTD, OTR/L, BCP.